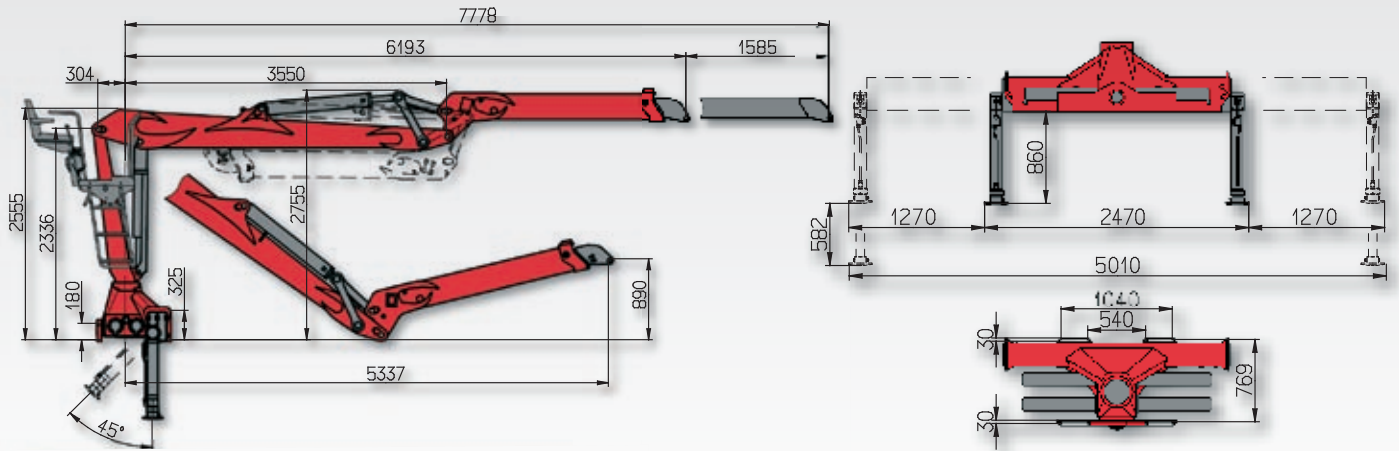


»K«

L120K



96

2610	2120	1750	1480	1200	960	[kg]
4	5	6	7	8	9	[m]

83

2690	2210	1830	1560	1320	[kg]
4	5	6	7	8	[m]

82

2650	2160	1790	1520	1220	[kg]
4	5	6	7	8	[m]

79

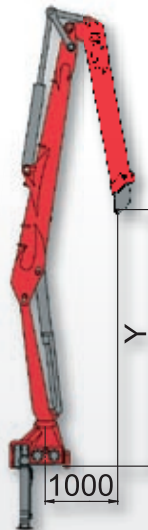
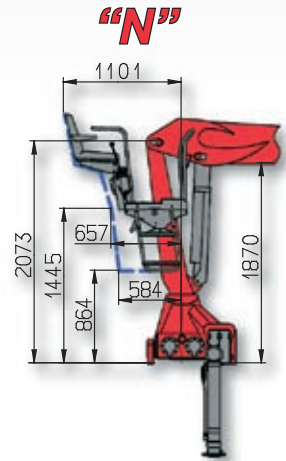
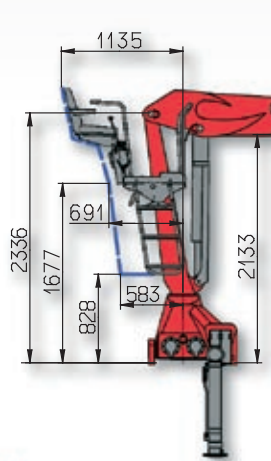
2680	2200	1820	1550	[kg]
4	5	6	7	[m]

76

2780	2280	2180	1800	1370	[kg]
3	4	5	6	7	[m]

72

2780	2300	2200	1790	1360	[kg]
3	4	5	6	7	[m]



	Y
.72	3105
.76	3475
.78	3700
.82	4060
.83	4130
.96	3550