

# F3 RE-CL 22 CC . DUAL PURPOSE LIFT CANTILEVER OR RETRACTABLE - 5 CYLINDERS

## LOAD CAPACITY

- 2200 KG



RETRACTABLE LIFTS

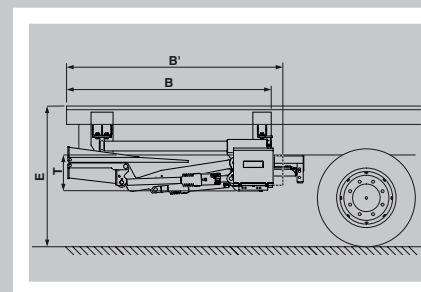
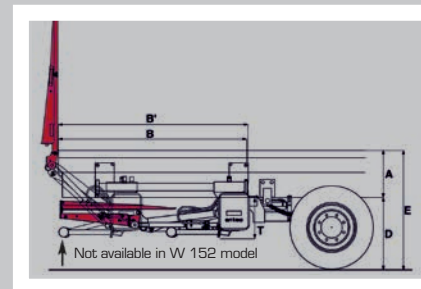


## APPLICATIONS

Anteo, always keeping in mind the customers' needs and anticipating the future. Anteo have manufactured a tail-lift which can be used both as a retractable tail-lift, remaining housed under the body when not required, and as a cantilever tail-lift allowing unloading to be quicker and easier than using standard retractable tail-lifts. This model of Anteo tail-lift has been developed with transport operators in mind, particularly those on multi-drop work. F3RE-CL 22 CC can remain stowed under the lorry when the vehicle loads on docks or in warehouses equipped with loading ramps and can be used as a cantilever tail-lift when it is used to unload the goods. The driver opens the retractable tail lift as normal at his first delivery, then uses the lift as a cantilever for the rest of his deliveries, and stows it away as a retractable after his final delivery or on returning to his depot. Considering that it is an occasional cantilever tail-lift and can be regarded as a retractable tail-lift in every respect, F3RE-CL 22 CC has the great advantage of allowing the body manufacture and operator to utilise maximum possible lengths allowed.

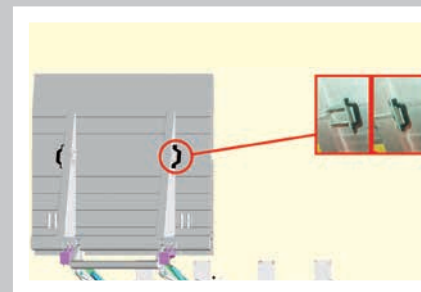
## TECHNICAL SPECIFICATIONS

Retraction IN / OUT:	Chromed guides and sliding brackets with scrapers and bronze bushings + double extension cylinders for a premium retraction always aligned with the lowest greasing.
Cylinders:	2 lift cylinders + 2 tilt cylinders + 1 automatic tilt cylinder
Tilt cylinders:	Double acting
Platform opening:	Powered opening
Automatic tilt at ground level:	Yes, Hydraulic
Platform material:	Aluminium heel + Aluminium tip
Locking system on Platform:	Yes
Standard platform depths:	1483 - 1683 - 1783 mm (max. 2033 mm)
Standard platform widths:	2300 - 2400 mm
Lift arm lengths:	H - HS - HSS
Lift arm widths (W):	1230 mm
Standard control:	Unit Exterior control box with joystick, turn button



Rigid vehicle - 1 fold platform

Mod.	Load capacity (center of gravity at 600 mm)	E max	Platform Depth* (example)	B min	B' min	T	Weight Kg**
F3RE - CL 22 H CC	2200 Kg.	1290	1633 (750 + 883)	1760	1855	298	625
F3RE - CL 22 HS CC		1530	1633 (750 + 883)	1912	2007	298	650



Platform lock system converts Retractable platform to cantilever

\*For 1 fold platform: platforms depth available from 1333 mm to 1983 mm. \*\*Approximate weight for tail-lift with platform width 2450 mm. Centre of gravity of the vehicle depending on the type of arm and the size of the installations on the vehicle (see assembly instructions). The above mentioned weights are approximate and may vary according to production. Anteo reserves the right to change weights and technical specifications without prior notice. No indemnity for damages can be claimed from Anteo for changes in technical specifications and/or in weight.