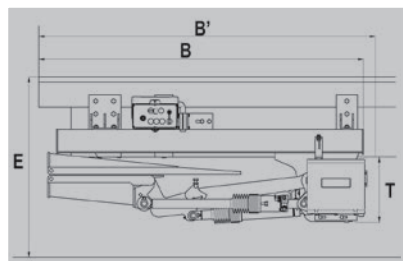


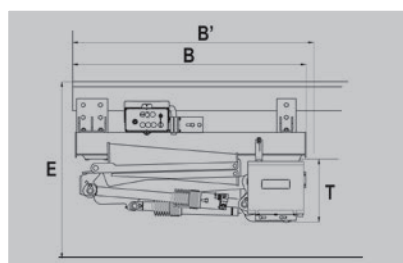


F3 RE 10/17/22 AM . RETRACTABLE TAIL-LIFT ALUMINIUM GUIDES - 5 CYLINDERS

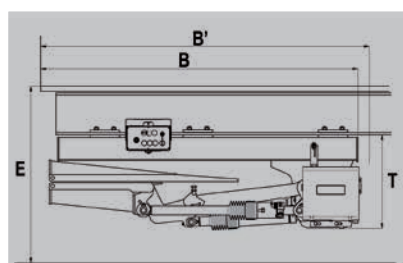
- LOAD CAPACITY**
- 1000 KG
 - 1700 KG
 - 2200 KG



Side fitting for rigid vehicle - 1 fold platform



Side fitting for rigid vehicle - 2 folds platform



Quick fitting for semi-trailer - 1 fold platform



APPLICATIONS

F3RE 10/17/22 AM with Aluminium Sliders, so attractive pricing and ideal to equip rental vehicles.

The 5 cylinders F3RE 10/17/22 AM is a strong and compact lift, with very high performances.

Smooth hydraulic automatic tilt, high stiffness ideal to equip vehicles for customers that like high performances.

The 5 cylinders a F3RE 10/17/22 AM is available with a wide variety of versions, to suit commercial trucks above 7.5T GVW, rigids, trailers and semi-trailers.

TECHNICAL SPECIFICATIONS

| | |
|---------------------------------|---|
| Cylinders: | 2 lift cylinders + 2 tilt cylinders + 1 automatic tilt cylinder (1 lift cylinder + 1 tilt cylinder) |
| Sliding system: | Aluminium sliding, hydraulic motor + pinion and rack |
| Tilt cylinders: | Single acting |
| Automatic tilt at ground level: | Yes, Hydraulic |
| Platform material: | Aluminium |
| Standard platform depths Alu: | 1 fold 1483 - 1638 - 1783 mm (max 2033) 2 folds 1333 - 1633 - 1833 mm |
| Standard platform widths Alu: | 2100 - 2250 - 2400 mm (Max 2500) |
| Lift arm lengths: | C - H - HS - HSS |
| Lift arm widths (W): | 780 - 1230 - 1520 mm |
| Standard control: | Unit Exterior control box with joystick, turn button |

| | Mod. | Load capacity (center of gravity at 600 mm) | E max | Platform Depth* (example) | SIDE FITTING FOR RIGID VEHICLE | | | | QUICK FITTING FOR SEMI-TRAILER | | | |
|------------------|----------------|--|------------------|------------------------------|--------------------------------|-----------|-----|----------------|--------------------------------|-----------|-----|----------------|
| | | | | | B min | B' min | T | Weight** Kg | B min | B' min | T | Weight** Kg |
| 1 FOLD PLATFORM | F3 RE 10 C AM | 1000 kg | 1115 | 1560 (600 + 960) | 1473 | 1578 | 342 | 430 | - | - | - | - |
| | F3 RE 17 C AM | 1700 kg | 1130 | 1433 (550 + 883) | 1454 | 1524 | 318 | 470 | - | - | - | - |
| | F3 RE 22 C AM | 2200 kg | 1130 | 1433 (550 + 883) | 1454 | 1524 | 318 | 490 | - | - | - | - |
| | F3 RE 10 H AM | 1000 kg | 1275 | 1560 (600 + 1005) | 1575 | 1680 | 342 | 455 | - | - | - | - |
| | F3 RE 17 H AM | 1700 kg | 1290 | 1633 (750 + 883) | 1756 | 1826 | 318 | 505 | 1750 | 1825 | 487 | 502 |
| | F3 RE 22 H AM | 2200 kg | 1290 | 1633 (750 + 883) | 1756 | 1826 | 342 | 525 | 1750 | 1825 | 487 | 522 |
| 2 FOLDS PLATFORM | F3 RE 10 HS AM | 1000 kg | 1510 | 1755 (750 + 1005) | 1878 | 1983 | 342 | 480 | - | - | - | - |
| | F3 RE 17 HS AM | 1700 kg | 1530 | 1633 (750 + 883) | 1909 | 1979 | 318 | 520 | 1903 | 1978 | 487 | 517 |
| | F3 RE 22 HS AM | 2200 kg | 1530 | 1633 (750 + 883) | 1909 | 1979 | 318 | 540 | 1903 | 1978 | 487 | 537 |
| | F3 RE 17 C AM | 1700 kg | 1130 | 1083 (600 + 483) | 1123 | 1093 | 375 | 450 | - | - | - | - |
| | F3 RE 22 C AM | 2200 kg | 1130 | 1083 (600 + 483) | 1123 | 1093 | 375 | 470 | - | - | - | - |
| | F3 RE 10 H AM | 1000 kg | 1275 | 1305 (700 + 605) | 1092 | 1197 | 342 | 395 | 1220 | 1221 | 544 | 482 |
| F3 RE 17 H AM | 1700 kg | 1290 | 1283 (700 + 583) | 1226 | 1196 | 375 | 485 | 1220 | 1221 | 544 | 502 | |
| F3 RE 22 H AM | 2200 kg | 1290 | 1283 (700 + 583) | 1226 | 1196 | 375 | 505 | 1220 | 1221 | 544 | 502 | |
| 2 FOLDS PLATFORM | F3 RE 10 HS AM | 1000 kg | 1510 | 1600 (850 + 750) | 1245 | 1350 | 342 | 460 | 1373 | 1374 | 544 | 517 |
| | F3 RE 17 HS AM | 1700 kg | 1530 | 1583 (850 + 733) | 1379 | 1346 | 375 | 520 | 1373 | 1374 | 544 | 537 |
| | F3 RE 22 HS AM | 2200 kg | 1530 | 1583 (850 + 733) | 1379 | 1346 | 375 | 540 | 1373 | 1374 | 544 | 537 |

*Platforms depth from 1333 mm to 1983 mm. **Approximate weight for tail-lift with platform width 2450 mm. Centre of gravity of the vehicle depending on the type of arm and the size of the installations on the vehicle (see assembly instructions). The above mentioned weights are approximate and may vary according to production. Anteo reserves the right to change weights and technical specifications without prior notice. No indemnity for damages can be claimed from Anteo for changes in technical specifications and/or in weight.

F3 RE 10/17/22 AM . RETRACTABLE TAIL-LIFT ALUMINIUM GUIDES - 5 CYLINDERS

- LOAD CAPACITY
- 1000 KG
 - 1700 KG
 - 2200 KG



RETRACTABLE LIFTS



Hydraulic motor and brake (patented)



Power pack



Option:
fully pre-
assembled
platform,
controls and
guides on
request.



Control box

The above mentioned weights are approximate and may vary according to production. Anteo reserves the right to change weights and technical specifications without prior notice. No indemnity for damages can be claimed from Anteo for changes in technical specifications and/or in weight.