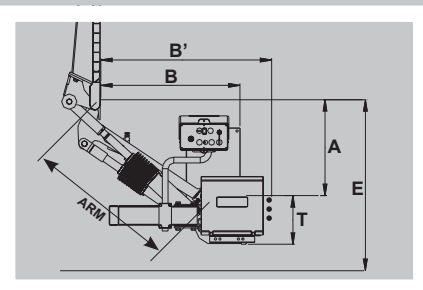
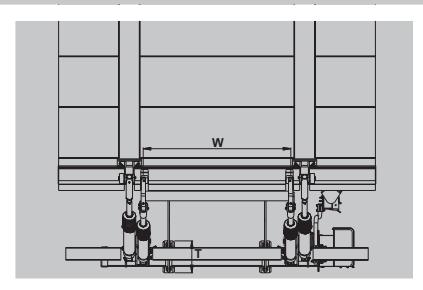




F3 CL 10/17/22 . CANTILEVER TAIL-LIFT 5 CYLINDERS

LOAD CAPACITY

- 1000 KG
- 1700 KG
- 2200 KG



APPLICATIONS

The 5 cylinders F3CL 10/17/22 are very strong lifts, with very high performances for intensive usage.

It is ideal for the most demanding applications in the regular transport business, such as supermarket and food distribution.

Platform Power opening that gives high speed of platform opening even with very low temperatures, smooth hydraulic automatic tilt, high stiffness ideal to equip vehicles for customers that like high performances.

The 5 - cylinders F3CL 10/17/22 are extremely versatile lifts suitable for commercial trucks above 7.5T GVW, trailers and semi-trailers.

TECHNICAL SPECIFICATIONS

Cylinders:	2 lift cylinders + 2 tilt cylinders + 1 automatic tilt cylinder
Tilt cylinders:	Double acting
Platform opening:	Powered opening
Automatic tilt at ground level:	Yes, Hydraulic
Platform material:	Aluminium or steel
Platform overlap under floor:	- 55 F3CL 17 - 22 - 50 F3CL 10
Standard platform depths Steel:	1500 - 1800 mm
Standard platform depths Alu:	1600 - 1800 mm (max. 2100 mm - F3CL 10HS) (max. 2300 mm - F3CL 17HS) (max. 2600 mm - F3CL 22HS)
Standard platform widths Steel:	2520 mm
Standard platform widths Alu:	2350 - 2520 mm (max 2600)
Lift arm lengths:	C - H - HS - HL
Lift arm widths (W):	1050 - 1230 - 1520 mm
Standard control:	Unit Exterior control box with joystick, turn button
Weights incl. CE bumper	

Mod.	Load capacity (centre of gravity at 600 mm)	Weight * Kg	E	A		B	B'	T	Arm Length	Arm Width (centre to centre)		
				max	min					max	min	min
F3 CL 10 C	1000 kg	290	1135	290	500	540	635	215	640	1050	-	-
F3 CL 10 H		305	1260	340	560	625	690	215	742	1050	-	-
F3 CL 10 HS		320	1400	400	680	720	785	215	895	1050	-	-
F3 CL 17 C	1700 kg	405	1150	290	520	562	712	254	640	-	1230	-
F3 CL 17 H		420	1290	425	580	626	776	254	742	-	1230	1523
F3 CL 17 HS		435	1450	420	700	744	894	254	895	-	1230	1523
F3 CL 22 C	2200 kg	415	1150	290	520	562	712	254	640	-	1230	-
F3 CL 22 H		430	1290	425	580	626	776	254	742	-	1230	1523
F3 CL 22 HS		445	1450	420	700	744	894	254	895	-	1230	1523

*Approximate weight for tail-lift equipped with aluminium platform dimensions 1600 x 2500 mm.

Centre of gravity of the vehicle depending on the type of arm and the size of the installations on the vehicle (see assembly instructions).


The above mentioned weights are approximate and may vary according to production. Anteo reserves the right to change weights and technical specifications without prior notice. No indemnity for damages can be claimed from Anteo for changes in technical specifications and/or in weight.

F3 CL 10/17/22 . CANTILEVER TAIL-LIFT 5 CYLINDERS

- 1000 KG
- 1700 KG
- 2200 KG



CANTILEVER
LIFTS



Mechanical stop



Power pack



Control box

*Approximate weight for tail-lift equipped with aluminium platform dimensions 1600 x 2500 mm.
Centre of gravity of the vehicle depending on the type of arm and the size of the installations on the vehicle (see assembly instructions).
The above mentioned weights are approximate and may vary according to production. Anteo reserves the right to change weights and technical specifications without prior notice.
No indemnity for damages can be claimed from Anteo for changes in technical specifications and/or in weight.